

RECONSTITUTED VENEER (ENGINEERED VENEER)

C&D MATERIALS LIMITED

“We, C&D MATERIALS LIMITED is dedicated to satisfy our customers by providing high quality products , best services and promptly delivering”.



Index

- | | | | |
|-----------|-------------------------|-----------|------------------------|
| 1 | Oak Veneer | 13 | Maple Veneer |
| 2 | Walnut Veneer | 14 | Makore Veneer |
| 3 | Ash Veneer | 15 | Padauk Veneer |
| 4 | Teak Veneer | 16 | Apricot Veneer |
| 5 | Ebony Veneer | 17 | Elm Veneer |
| 6 | Wenge Veneer | 18 | Pearl Veneer |
| 7 | Grey Veneer | 19 | Lacewood Veneer |
| 8 | Rosewood Veneer | 20 | Burlwood Veneer |
| 9 | Zebrawood Veneer | 21 | Exotic Veneer |
| 10 | Cherry Veneer | | |
| 11 | Sapele Veneer | | |
| 12 | Bubinga Veneer | | |

Oak Veneer



White Oak C/C



Red Oak C/C



Yellow Oak Q/C



Dark Oak Q/C



Chinese Oak C/C



Gray Oak Q/C

How to choose and specify oak reconstituted veneer

- 1
- 2
- 3
- 4
- 5

Wood species :	Red Oak, White Oak, Yellow Oak, Black Oak, Chinese Oak, Gray Oak
Grains :	Quarter, Flat cut (Crown cut),
Width (mm):	320mm, 640mm, 1280mm
Length (mm):	2000mm, 2200mm, 2500mm, 2800mm, 3000mm, 3400mm
Thickness (mm):	0.2mm, 0.3mm, 0.35mm, 0.4mm, 0.5mm, 0.6mm, 0.9mm, 1.0mm



Walnut Veneer



Walnut C/C



Walnut Q/C



Walnut C/C



Walnut Q/C



Walnut N



Black Walnut C/C

How to choose and specify walnut reconstituted veneer

- 1 Wood species : Black walnut, Copy natural walnut, Dark walnut, Washed walnut
- 2 Grains : Quarter, Flat cut (Crown cut),
- 3 Width (mm): 320mm, 640mm, 1280mm
- 4 Length (mm): 2000mm, 2200mm, 2500mm, 2800mm, 3000mm, 3400mm
- 5 Thickness (mm): 0.2mm, 0.3mm, 0.35mm, 0.4mm, 0.5mm, 0.6mm, 0.9mm, 1.0mm



Ash Veneer



White Ash Q/C



Ash Q/C



Ash Q/C



Chinese Ash Q/C



Chinese Ash C/C



SQL C/C

How to choose and specify ash reconstituted veneer

1

Wood species : White Ash, Ash, Chinese Ash, Fine line Ash

2

Grains : Quarter, Flat cut (Crown cut),

3

Width (mm): 320mm, 640mm, 1280mm

4

Length (mm): 2000mm, 2200mm, 2500mm, 2800mm, 3000mm, 3400mm

5

Thickness (mm): 0.2mm, 0.3mm, 0.35mm, 0.4mm, 0.5mm, 0.6mm, 0.9mm, 1.0mm



Teak Veneer



Teak Q/C



Golden Teak Q/C



Burma Teak Q/C



Burma Teak Q/C



Teak C/C



Burma Teak C/C

How to choose and specify teak reconstituted veneer

- 1
- 2
- 3
- 4
- 5


Wood species :	Teak, Burma Teak, Golden Teak, Africa Teak
Grains :	Quarter, Flat cut (Crown cut),
Width (mm):	320mm, 640mm, 1280mm
Length (mm):	2000mm, 2200mm, 2500mm, 2800mm, 3000mm, 3400mm
Thickness (mm):	0.2mm, 0.3mm, 0.35mm, 0.4mm, 0.5mm, 0.6mm, 0.9mm, 1.0mm




Ebony Veneer



Ebony Q/C




Ebony Q/C



Ebony Q/C



Ebony Q/C



Ebony N



Ebony C/C

How to choose and specify ebony reconstituted veneer

- 1
- 2
- 3
- 4
- 5

Wood species :	Ebony, Macassar ebony, Amara ebony
Grains :	Quarter, Flat cut (Crown cut),
Width (mm):	320mm, 640mm, 1280mm
Length (mm):	2000mm, 2200mm, 2500mm, 2800mm, 3000mm, 3400mm
Thickness (mm):	0.2mm, 0.3mm, 0.35mm, 0.4mm, 0.5mm, 0.6mm, 0.9mm, 1.0mm



Wenge Veneer



Wenge Q/C



Wenge Q/C



Wenge Q/C



Wenge Q/C



Wenge C/C



Wenge S

How to choose and specify our wenge engineered veneer

- 1
- 2
- 3
- 4
- 5

Wood species :	Wenge
Grains :	Quarter, Fine line, Flat cut (Crown cut),
Width (mm):	320mm, 640mm, 1280mm
Length (mm):	2000mm, 2200mm, 2500mm, 2800mm, 3000mm, 3400mm
Thickness (mm):	0.2mm, 0.3mm, 0.35mm, 0.4mm, 0.5mm, 0.6mm, 0.9mm, 1.0mm



Grey Veneer



Washed Grey Q/C



Platinum Grey Oak Q/C



Grey Qiuxiang Q/C



Washed Grey C/C



Platinum Grey C/C



Washed Qiuxiang C/C

How to choose and specify qiuxiang engineered veneer

1

Wood species : Qiuxiang, Washed Qiuxiang, Grey, Platinum Grey Oak

2

Grains : Quarter, Flat cut (Crown cut),

3

Width (mm): 320mm, 640mm, 1280mm

4

Length (mm): 2000mm, 2200mm, 2500mm, 2800mm, 3000mm, 3400mm

5

Thickness (mm): 0.2mm, 0.3mm, 0.35mm, 0.4mm, 0.5mm, 0.6mm, 0.9mm, 1.0mm



Rosewood Veneer



Rosewood C/C



Rosewood Q/C



Rosewood C/C



Rosewood C/C



Rosewood C/C



Rosewood Q/C

How to choose and specify rosewood engineered veneer

- 1
- 2
- 3
- 4
- 5

Wood species :	Zebrawood
Grains :	Quarter, Flat cut (Crown cut),
Width (mm):	320mm, 640mm, 1280mm
Length (mm):	2000mm, 2200mm, 2500mm, 2800mm, 3000mm, 3400mm
Thickness (mm):	0.2mm, 0.3mm, 0.35mm, 0.4mm, 0.5mm, 0.6mm, 0.9mm, 1.0mm



Zebrawood Veneer



Zebrawood Q/C



Zebrawood Q/C



Zebrawood Q/C



Zebrawood Q/C



Zebrawood Q/C



Zebrawood Q/C

How to choose and specify zebrawood engineered veneer

- 1
- Wood species : Zebrawood
- 2
- Grains : Quarter, Flat cut (Crown cut),
- 3
- Width (mm): 320mm, 640mm, 1280mm
- 4
- Length (mm): 2000mm, 2200mm, 2500mm, 2800mm, 3000mm, 3400mm
- 5
- Thickness (mm): 0.2mm, 0.3mm, 0.35mm, 0.4mm, 0.5mm, 0.6mm, 0.9mm, 1.0mm



Cherry Veneer



Cherry C/C



Cherry C/C



Cherry Q/C



Cherry Q/C



Cherry C/C



Cherry Q/C

How to choose and specify cherry engineered veneer

1

Wood species : Cherry

2

Grains : Quarter, Flat cut (Crown cut),

3

Width (mm): 320mm, 640mm, 1280mm

4

Length (mm): 2000mm, 2200mm, 2500mm, 2800mm, 3000mm, 3400mm

5

Thickness (mm): 0.2mm, 0.3mm, 0.35mm, 0.4mm, 0.5mm, 0.6mm, 0.9mm, 1.0mm



Sapele Veneer



Sapele Q/C



Sapele 118#



Sapele mgl494Q



Sapele C/C

How to choose and specify sapele engineered veneer

1

Wood species : Sapele

2

Grains : Quarter, Flat cut (Crown cut),

3

Width (mm): 320mm, 640mm, 1280mm

4

Length (mm): 2000mm, 2200mm, 2500mm, 2800mm, 3000mm, 3400mm


5

Thickness (mm): 0.2mm, 0.3mm, 0.35mm, 0.4mm, 0.5mm, 0.6mm, 0.9mm, 1.0mm

Bubinga Veneer



Bubinga Q/C



Bubinga C/C



Bubinga Q/C



Bubinga C/C



Bubinga C/C



Bubinga N/C

How to choose and specify bubinga engineered veneer

1

Wood species : Bubinga, Bubinga burl

2

Grains : Quarter, Flat cut (Crown cut),

3

Width (mm): 320mm, 640mm, 1280mm

4

Length (mm): 2000mm, 2200mm, 2500mm, 2800mm, 3000mm, 3400mm

5

Thickness (mm): 0.2mm, 0.3mm, 0.35mm, 0.4mm, 0.5mm, 0.6mm, 0.9mm, 1.0mm



Maple Veneer



Maple C/C



Maple Q/C

How to choose and specify maple engineered veneer

- 1
- 2
- 3
- 4
- 5

Wood species :	Maple
Grains :	Quarter, Flat cut (Crown cut),
Width (mm):	320mm, 640mm, 1280mm
Length (mm):	2000mm, 2200mm, 2500mm, 2800mm, 3000mm, 3400mm
Thickness (mm):	0.2mm, 0.3mm, 0.35mm, 0.4mm, 0.5mm, 0.6mm, 0.9mm, 1.0mm



Makore Veneer



Makore Q/C



Makore C/C



Makore Q/C



Makore Q/C

How to choose and specify makore engineered veneer

1

Wood species : Makore

2

Grains : Quarter,

3

Width (mm): 320mm, 640mm, 1280mm

4

Length (mm): 2000mm, 2200mm, 2500mm, 2800mm, 3000mm, 3400mm

5

Thickness (mm): 0.2mm, 0.3mm, 0.35mm, 0.4mm, 0.5mm, 0.6mm, 0.9mm, 1.0mm

Padauk Veneer



Padauk Q/C



Padauk C/C



Padauk Q/C



Padauk C/C



Padauk Q/C



Padauk Q/C


How to choose and specify padauk engineered veneer

- 1
- 2
- 3
- 4
- 5

Wood species :	Padauk
Grains :	Quarter, Flat cut (Crown cut),
Width (mm):	320mm, 640mm, 1280mm
Length (mm):	2000mm, 2200mm, 2500mm, 2800mm, 3000mm, 3400mm
Thickness (mm):	0.2mm, 0.3mm, 0.35mm, 0.4mm, 0.5mm, 0.6mm, 0.9mm, 1.0mm



Apricot Veneer



Apricot C/C



Apricot Q/C



Apricot C/C



Apricot Q/C



Apricot Q/C



Apricot C/C

How to choose and specify apricot engineered veneer

1

Wood species : White Apricot, Black Apricot, Silver Apricot

2

Grains : Quarter, Flat cut (Crown cut),

3

Width (mm): 320mm, 640mm, 1280mm

4

Length (mm): 2000mm, 2200mm, 2500mm, 2800mm, 3000mm, 3400mm

5

Thickness (mm): 0.2mm, 0.3mm, 0.35mm, 0.4mm, 0.5mm, 0.6mm, 0.9mm, 1.0mm



Elm Veneer



Elm Q/C



Elm Q/C



Elm C/C



Elm Q/C



Elm Q/C



Elm C/C

How to choose and specify elm engineered veneer


- 1
- 2
- 3
- 4
- 5

Wood species :	Elm
Grains :	Quarter, Flat cut (Crown cut),
Width (mm):	320mm, 640mm, 1280mm
Length (mm):	2000mm, 2200mm, 2500mm, 2800mm, 3000mm, 3400mm
Thickness (mm):	0.2mm, 0.3mm, 0.35mm, 0.4mm, 0.5mm, 0.6mm, 0.9mm, 1.0mm


Pearl Veneer



Pearl N



Pearl N



Pearl N



Pearl N



Pearl N



Pearl N

How to choose and specify pearl engineered veneer

- 1
- Wood species : Pearl
- 2
- Grains : Quarter
- 3
- Width (mm): 320mm, 640mm, 1280mm
- 4
- Length (mm): 2000mm, 2200mm, 2500mm, 2800mm, 3000mm, 3400mm
- 5
- Thickness (mm): 0.2mm, 0.3mm, 0.35mm, 0.4mm, 0.5mm, 0.6mm, 0.9mm, 1.0mm




Lacewood Veneer



Grey Lacewood



Lacewood C/C



Lacewood N



Lacewood Q/C



Lacewood N



Lacewood N

How to choose and specify lacewood engineered veneer

1

Wood species : Lacewood

2

Grains : Quarter, Flat cut (Crown cut),

3

Width (mm): 320mm, 640mm, 1280mm

4

Length (mm): 2000mm, 2200mm, 2500mm, 2800mm, 3000mm, 3400mm

5

Thickness (mm): 0.2mm, 0.3mm, 0.35mm, 0.4mm, 0.5mm, 0.6mm, 0.9mm, 1.0mm



Burlwood Veneer



Ash Burl



Black&White Burl



Grey Burl



Walnut Burl



Maple Burl



Cherry Burl

How to choose and specify burlwood engineered veneer

- 1
- 2
- 3
- 4
- 5

Wood species :	Burlwood
Grains :	Flat cut
Width (mm):	320mm, 640mm, 1280mm
Length (mm):	2000mm, 2200mm, 2500mm, 2800mm, 3000mm, 3400mm
Thickness (mm):	0.2mm, 0.3mm, 0.35mm, 0.4mm, 0.5mm, 0.6mm, 0.9mm, 1.0mm



Exotic Veneer



Silver Cat`s Eye



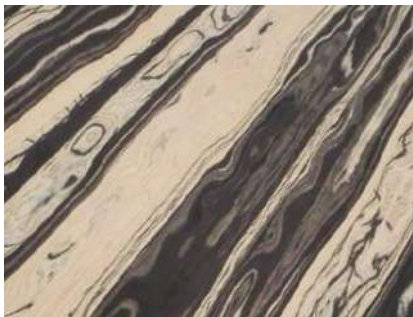
Apple Tree



Brown Herringbone



Blue Cat`s Eye



Black&White



Maple Bird`s Eye

How to choose and specify exotic engineered veneer

- 1
- 2
- 3
- 4
- 5

Wood species :	Exotic
Grains :	Quarter, Flat cut (Crown cut), Burl
Width (mm):	320mm, 640mm, 1280mm
Length (mm):	2000mm, 2200mm, 2500mm, 2800mm, 3000mm, 3400mm
Thickness (mm):	0.2mm, 0.3mm, 0.35mm, 0.4mm, 0.5mm, 0.6mm, 0.9mm, 1.0mm





Fully integrated wood veneer products supplier

- Reconstituted Veneer (Engineered Veneer)
- Natural Wood Veneer
- Paper/Fleece Backed Veneer
- Woven Veneer
- Veneer Edge Banding
- Veneered Panels



C&D Materials Limited

No.288,Dongzhi St, Luoshe, Huzhou, Zhejiang, 313200 CHINA

TEL: + 86-572-822-9896

MOB: + 86-139-8980-6466

Email : sales@woodenave.com

Website : www.woodenave.com